

# Sharing With Others About the Cooperative Program



**COOPERATIVE PROGRAM**

Love In Action

www.sbc.net/cp

## Leader Preparation

**Please Note:** This session is designed to be used in one of these ways:

A planning and rehearsal time for a presentation the children will make at a churchwide celebration of the Cooperative Program.

(See *Churchwide Celebration information on p. \_\_\_\_*.)

A preparation time to rehearse for a presentation the children will make to their parents and friends.

(See *Family Celebration information on p. \_\_\_\_*.)

A closing session of the Cooperative Program study for the boys and girls to review what they have learned.

(See *information on p. \_\_\_\_*.)



### Study focus

To review how Southern Baptists use the Cooperative Program as a way to work together to carry out Christ's Great Commission.

## Bible Passages

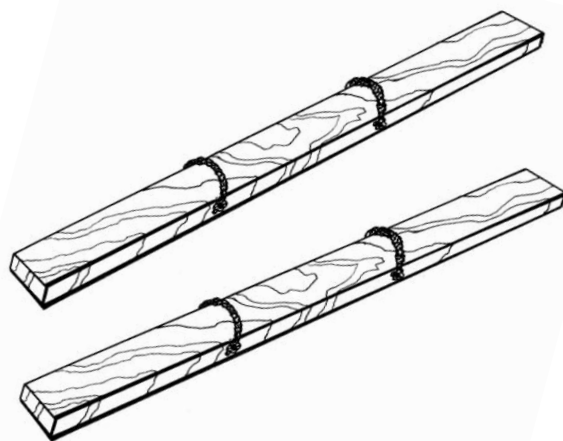
### > Matthew 28: 19-20 (HCSB)

Go, therefore, and make disciples of all nations, baptizing them in the name of the Father and of the Son and of the Holy Spirit, teaching them to observe everything I have commanded you. And remember, I am with you always, to the end of the age.

### > Ecclesiastes 4:9-12 (HCSB)

Two are better than one because they have a good reward for their efforts. For if either falls, his companion can lift him up; but pity the one who falls without another to lift him up. Also, if two lie down together, they can keep warm; but how can one person alone keep warm? And if somebody overpowers one person, two can resist him. A cord of three strands is not easily broken.

## Things to have ready for Session 7:



### Warm Up

- Gather the "skis" used as the Warm Up Activity in Session 1, "Team Skiing"

### Take the Challenge

- Bibles
- Duplicate copies of Matthew 28:19-20, HCSB; one copy for each child. (See Resources, Item 1, at the end of this session.)

### Huddle

- 5 sheets of poster board
- Colored markers
- Copies of Assignment Sheets (See Resources, Item 2, at the end of this session.)

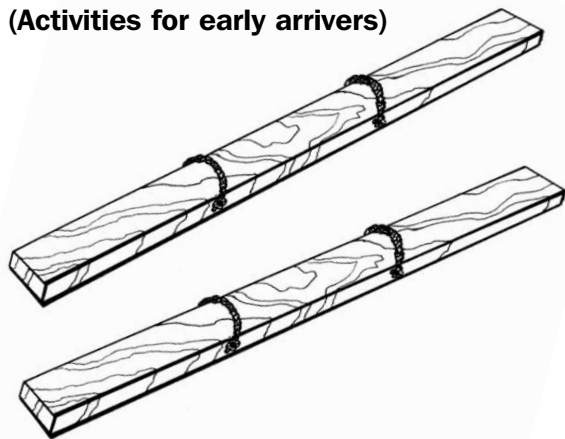
### We're a Team

- Choose a favorite game of the children (not necessarily one found in this study).
- Gather the supplies needed to play the game.



## Warm Up

(Activities for early arrivers)



**Play the “Team Skiing” activity** (Warm Up, Session 1). Utilize the activity to emphasize the importance of teamwork (working together to do more than one person, or church, can do alone).



**Adaptation for Churchwide Celebration:**

Have the kids demonstrate the activity for the group. If time and facilities permit, invite audience participation by asking for volunteers from the audience.

**Adaptation for Family Celebration:**

Let the boys and girls show their families and friends how well they work together as a team by conducting a demonstration of “Team Skiing.” Call for volunteers to participate in the activity with the children.



## Take the Challenge

(Large group learning)

Introduce the Cooperative Program to the group by using the Take the Challenge information found in Session 1:

Gather the kids in a semicircle facing you. Share with them that during this study we want to learn more about how we can tell people everywhere about Jesus.

**SAY: *It would be hard for just one person to tell everyone in the world about Jesus, but as we work as a team with other Christians, this great task is being be done.***

Ask if anyone can think of a Bible verse about teamwork. After several responses, introduce **Ecclesiastes 4:9-12** by asking the group to find it in their Bibles. Read it to the group as they follow along in their Bibles.

**ASK: *What does this passage tell us about teamwork?***

- > (Responses may include: *By working together, people can do more work; help each other; and help keep each other warm.*)

**INTRODUCE MATTHEW 28:19-20 BY ASKING: *Does anyone know what we call the last words Jesus said to His disciples before He went to live in heaven?***

- > (Answer: *the Great Commission*)

**SAY: *This is the mission of every Christian. This is what Jesus told His followers to do.***

Ask if anyone has the Great Commission memorized. If so, ask him to say it to the group.

Ask all of the kids to find **Matthew 28:19-20** in their Bibles. Since several translations of the Bible may be in use, distribute copies of the passage from the New International Version to the group and lead them in reading it aloud. (Resources for Session 8, Item 1)

**Share the following information in your own words:**

Through the years, Southern Baptists have taken seriously Jesus’ command we call the Great Commission. At first, each Southern Baptist ministry had to send someone directly to the churches to raise support for that ministry. That plan did not work well enough to provide the needed resources for each ministry to accomplish its work.



## Take the Challenge

(CONTINUED FROM PAGE 2)

In 1925, a new plan was started. It is called the Cooperative Program (CP). CP works so well, it continues to provide the resources needed to help support Southern Baptist ministries around the world. How does the CP work? Churches commit a portion of the offerings from their members to reach people through the Cooperative Program. These gifts are forwarded to the state convention, who keeps part of the gifts to reach people in their state. The remaining portion (an average of around 36%) is sent to the Southern Baptist Convention to train leaders and reach people across North America and around the world.

CP provides a way for all churches to work together to help accomplish the Great Commission. With every Southern Baptist church working together in this plan, we can help more people know Jesus as Savior and follow Him as Lord. About three-fourths of the gifts forwarded to the Southern Baptist Convention goes to support the ministries of over 11,000 missionaries in our country and all over the world.

But that's not all! In addition to helping support missionaries, the Cooperative Program provides resources for **(1)** training future missionaries, pastors, and church leaders in seminaries, **(2)** keeping us aware of laws that will lead us away from the teachings of the Bible, and more!

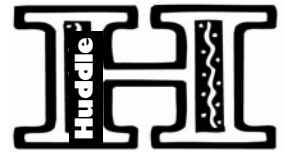


### ADAPTATION FOR CHURCHWIDE CELEBRATION OR FAMILY CELEBRATION

If video projection (or a big screen TV with appropriate hardware) and a computer are available, use the downloadable "WE>ME" PowerPoint presentation.

To download the presentation, go to [www.sbc.net/cp](http://www.sbc.net/cp) and click on "Resources" on the sidebar menu. Older children may be enlisted to run the PowerPoint presentation. (Make certain a rehearsal is held prior to the Celebration.)

Other resources that help explain CP are also available. "iCooperate" and "WE > ME" PowerPoint presentations are available at the site mentioned above. **Kids Say**, a CP vision spot, provides a brief overview of CP told by children. It is an excellent resource for a church-wide presentation and is available on **The Pulse**. An older CP vision spot, **Kids Speak**, is available as a FREE download at [www.onemission.tv/cp](http://www.onemission.tv/cp). Other great videos include **Connections** which is also on **The Pulse** and **Missionary Moments Video Vignettes Volume 8**. Check with your state convention office for availability or order them through the national CP office at [www.sbc/cp](http://www.sbc/cp) and click on resources, or call 800-722-9407.



## Huddle

(Small group learning)

Divide the larger group into five small groups. Assign each group one of the Southern Baptist entities from this study that receives gifts from the Cooperative Program.

- > State Convention Missions and Ministries
- > International Mission Board
- > North American Mission Board
- > Southern Baptist Seminaries
- > Ethics & Religious Liberty Commission

Assign each group the responsibility to make a poster with the name of the entity and words, phrases, and/or drawings that represent the work of that entity. Copies of assignment sheets are in the Resources for Session 7, Item 2.

### Adaptation for Churchwide Celebration:

Use the posters (or make banners) of the entities. Ask the kids to carry the posters to center stage and share briefly how their church empowers these efforts as it participates in the Cooperative Program.

### Adaptation for Family

**Celebration:** Ask parents and friends to join their child's group and work together as a family on the poster.



## We're a Team

(Recreational activities)

Choose one of the favorite recreational activities from this study or another game the kids enjoy playing.

**Adaptation for Churchwide Celebration:** Omit this activity/game

**Adaptation for Family Celebration:** Invite family members and friends to join in playing the game or activity.



## Finish Line

(Closing)

Invite the kids to join you and ask for volunteers to share something they learned about working together during this study. Thank the children for participating in the study. Encourage them to continue using their Teamwork Centers (made in Session 1) to collect and display information about the different ministries that benefit from their church's participation in the Cooperative Program.


**Adaptation for Churchwide Celebration:** Thank parents for letting their child(ren) participate in the study. Recognize those who served as workers, teachers, and leaders during the study. Ask the pastor to lead in a closing prayer.

**Adaptation for Family Celebration:** After the kids share something they learned during the study, thank parents for letting their child(ren) participate in the study. Thank the workers who helped during the study.

**Close with prayer.**

Item 1: Duplicate one copy of the Scripture passage for each child. For use in "Take the Challenge" (Large group learning).

## THE GREAT COMMISSION




### **Matthew 28:19-20 (HCSB)—**

Go, therefore, and make disciples of all nations, baptizing them in the name of the Father and of the Son and of the Holy Spirit, teaching them to observe everything I have commanded you. And remember, I am with you always, to the end of the age.

---

## THE GREAT COMMISSION




### **Matthew 28:19-20 (HCSB)—**

Go, therefore, and make disciples of all nations, baptizing them in the name of the Father and of the Son and of the Holy Spirit, teaching them to observe everything I have commanded you. And remember, I am with you always, to the end of the age.

---

## THE GREAT COMMISSION




### **Matthew 28:19-20 (HCSB)—**

Go, therefore, and make disciples of all nations, baptizing them in the name of the Father and of the Son and of the Holy Spirit, teaching them to observe everything I have commanded you. And remember, I am with you always, to the end of the age.

---

## THE GREAT COMMISSION



### **Matthew 28:19-20 (HCSB)—**

Go, therefore, and make disciples of all nations, baptizing them in the name of the Father and of the Son and of the Holy Spirit, teaching them to observe everything I have commanded you. And remember, I am with you always, to the end of the age.

**ASSIGNMENT SHEETS (to be used in Huddle)**

**GROUP 1**

**STATE CONVENTION MISSIONS AND MINISTRIES**

On your poster, in large letters, print "State Convention." Then add these words or phrases or other information you remember from the study on state conventions.

- > Name of your state convention
- > Location (city) of your state convention
- > Anything you remember about your state convention
- > Evangelism
- > Children's Homes
- > New Churches
- > Colleges
- > Camps

**GROUP 2**

**INTERNATIONAL MISSIONS**

On your poster, in large letters, print "International Mission Board." Then add these words and phrases or other information you remember from the study on International Missions.

- > **Headquarters: Richmond, Virginia**
- > Journeyman
- > International Service Corps
- > 5,541 missionaries
- > Engaging 634 different people groups with the gospel
- > Spain
- > Paris
- > Moscow
- > Nigeria
- > Kenya

**GROUP 3**

**NORTH AMERICAN MISSIONS**

On your poster, in large letters, print "North American Mission Board." Then add these words and phrases or other information you remember from the study on North American Missions.

- > **Headquarters: Alpharetta, Georgia**
- > United States
- > Canada
- > U. S. Territories
- > 5,611 missionaries
- > Church Planting
- > Evangelism
- > Mission Service Corps
- > Chaplains
- > World Changers

**GROUP 4**

**SEMINARIES**

On your poster, in large letters, print "Southern Baptist Seminaries." Then add these words and phrases or other information you remember from the study on seminaries.

- > **Golden Gate** – California
- > **Midwestern** – Missouri
- > **New Orleans** – Louisiana
- > **Southeastern** – North Carolina
- > **Southern** – Kentucky
- > **Southwestern** – Texas
- > Seminary Extension
- > Train future church leaders
- > Train future missionaries

**GROUP 5**

**ETHICS & RELIGIOUS LIBERTY COMMISSION**

On your poster, in large letters, print "Ethics & Religious Liberty Commission." Then add these words and phrases or other information you remember from the study on the ERLC.

- > Nashville, Tennessee
- > Washington, D.C.
- > *For Faith & Family* Radio Program
- > Keeps us informed
- > Helps us make right decisions
- > Right decisions agree with Bible teachings
- > The Bible says, "Obey God, not men." (Acts 5:29)



**COOPERATIVE PROGRAM**

Love In Action

[www.sbc.net/cp](http://www.sbc.net/cp)